


The
XPERT[®] 40
Specimen Radiography System




**A cost-effective
2D Imaging Solution**

KUBTEC[®]
MEDICAL IMAGING



Reliability, Versatility, and Efficiency At Your Fingertips



Reliable

Quick turnaround for physicians, so patients can be informed sooner




User-Friendly

With essential workflow management tools, The XPERT 40 makes it easier for you to visually orient your specimen



Exceptional Visibility

With its 6" x 4" detector it provides 2.3x magnification for increased visibility to detect the smallest abnormalities



Versatile & Mobile

Mobile design allows for easy transport between the biopsy suite, pathology lab, or operating room

Proprietary features in a class of their own

Automatic Specimen Alert

Never forget to remove your specimen again

Optical Camera

An essential tool for orientating your specimen

The Image Blender™

Combines your X-ray and optical images for correlation of gross anatomy

